

DOCTOR \_\_\_\_\_

ADDRESS \_\_\_\_\_

PHONE \_\_\_\_\_

EMAIL ADDRESS \_\_\_\_\_

SIGNATURE \_\_\_\_\_ DATE \_\_\_\_\_

Please construct and deliver to me the dental restoration described herein.

PATIENTS NAME \_\_\_\_\_ M F

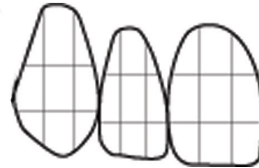
AGE \_\_\_\_\_

PLEASE SEND: Rx  Fixed Restoration  Removable  DNA  
 AIRBILLS  BOXES

DATE DUE	LAB USE ONLY	
SHIPPING GUIDELINES ON THE BACK	CASE NO.	SHIP DATE
	NOTICE SENT	

### CASE REQUIREMENTS

Basic Shade: \_\_\_\_\_ Core Shade: \_\_\_\_\_ Shade Guide Used: \_\_\_\_\_

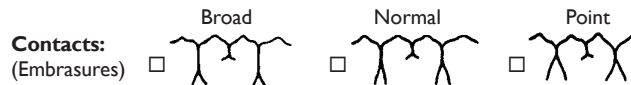


\_\_\_\_\_ Cervical Shade

\_\_\_\_\_ Body Shade

\_\_\_\_\_ Incisal Shade

Cervical Warming:  .5mm  1mm  Other \_\_\_\_\_



Describe Occlusion Desired: (.5mm out is standard) \_\_\_\_\_

### ELITE CHARACTERIZATION GUIDE

Incisal Translucency:  Heavy  Medium (standard)  Light  None

Surface Texture:  Yes  No

Occlusal Anatomy:  Primary  Secondary

### DESIGN PREFERENCES

Porcelain-to-margin  Sanitary (off the ridge)

Porcelain Butt Margin (shoulder prep required)  Ridge Lap

Lingual Collar \_\_\_\_\_ mm  Ovate Pontic

Full Metal Collar \_\_\_\_\_ mm  Modified

Metal Saddle Pontic  Diagnostic White Wax-Up

Symmetry  Zenith

### IMPLANTS

Implant Emergence:  Full  Standard  Straight  
 Do you have a laser for contouring tissue?  Yes  No

Gingival Embrasures:  Open  Closed  Porcelain Ridge Lab

Implant System: \_\_\_\_\_ Size: \_\_\_\_\_

Abutment Material:  Titanium  Ceramic  Gold Hue  TiZir Hybrid

Margin Depth: F/B: \_\_\_\_\_ M: \_\_\_\_\_ D: \_\_\_\_\_ L: \_\_\_\_\_

### COMPLETE CROWN:

PFM Nobel Plus  e.max® Press  Zir-MAX®  
 Please upgrade crown to:  Bella  Elite

Milling:  Atlantis  Other: \_\_\_\_\_

### SMILE DESIGN (Required For Anterior Cases)

Desired: Central Width: \_\_\_\_\_ mm  
 Central Length: \_\_\_\_\_ mm

Smile Selection:  Natural  Softened  Enhanced  
 Hollywood  Other: \_\_\_\_\_

### Shimbashi Vertical Measurement:

Goal: #8:25 \_\_\_\_\_ mm #9:24 \_\_\_\_\_ mm

### SPECIAL INSTRUCTIONS

May we adjust opposing if necessary?  Yes  No  
 May we adjust preps if necessary?  Yes  No  
 May we adjust the draw if necessary?  Yes  No  
 Opposing to be restored in the future?  Yes  No

### NOTES:

\_\_\_\_\_  
 \_\_\_\_\_  
 \_\_\_\_\_  
 \_\_\_\_\_  
 \_\_\_\_\_  
 \_\_\_\_\_  
 \_\_\_\_\_  
 \_\_\_\_\_  
 \_\_\_\_\_

### LEVEL OF AESTHETICS

ELITE tooth #(s) \_\_\_\_\_

**Highest Level:** The most vibrant and life like restoration. Handcrafted by master technicians using the latest technology. Specifically tailored for each patient.

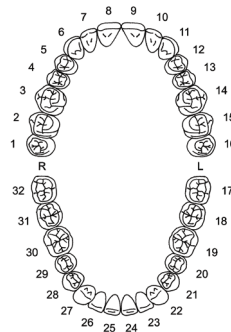
*\*Elite cases are evaluated after models are fabricated and mounted. Doctor Relations will call your office to give a delivery date for scheduling.*

BELLA tooth #(s) \_\_\_\_\_

**Mid Level:** A technician adds characterization to the incisal 1/3 for a nice aesthetic appearance.

TRADITIONAL tooth#(s) \_\_\_\_\_

**Standard Level:** For any patients budget. Quality for any practice.



### NEEDED FOR ALL ANTERIOR OR LARGE CASES

Full-arch Impression(s)  Bite Registration  Adjusted Temps  Stick-Bite  
 AACD Series Photos  Pre-Op model(s)  Photo of Temps  Facebow  
 Marked Cast Model Indicating Tissue Recontouring

### SPECIFIC RESTORATIVE MATERIALS

#### ALL-CERAMIC

IPS e.max®:  
 CAD  Zir-Max®  
 Press  ZirCrown™

IPS Empress®:  
 IPS Empress Esthetic

Feldspathic:  
 Radiant™ Veneers

#### PORCELAIN-TO-METAL

High Noble (yellow)  
 High Noble (white)  
 Noble Plus (white)  
 Captek™ (yellow)

#### FULL CAST CROWN(S)

High Noble (yellow)  
 High Noble (white)  
 Noble (yellow)  
 Noble (white)

#### OTHER MATERIALS

Indirect Composite  
 Provisional  
 Appliance (Splint therapy)  
 Nightguards  
 Hard  
 Soft  
 Bleaching Tray

